



Your school trip planning guide

WWI Battlefields

You can trust us to deliver

Voyager School Travel has specialised in educational trips for over 10 years & we are trusted with the travel plans of more than 35,000 students each year

We know that teachers' lives are demanding enough without the responsibility of running a school trip—so we'll use our considerable experience to support you before, during and after

Find out more



Uniquely immersive experiences

Our own highly trained native-speaking staff deliver an immersive learning programme that creates more educational outcomes than trips with other providers



Our own residential centres

Our European residential centres offer your group the highest quality instruction and care—which is why 85% of school groups return to our centres each year



Travel on our own coaches

The majority of groups travel with our specialist coach company, Pegasus Coaches, for a comfortable and reliable journey headed by our team of highly-rated drivers



Safe & financially protected

We maintain the highest safety standards as an assured member of the School Travel Forum. Our ABTA and ATOL member status means your booking is financially protected

How to book a school trip

Planning a school trip can feel daunting, that's why we aim to make the process as stress-free as possible.

Here's what to expect at every stage of your booking, from quote to departure.

We're here to help you make your trip a success, so don't hesitate to call upon our team for their assistance.

[Find out more](#)



Get a quote

Send our travel experts a few details about your group then receive a no-obligation quote for your trip.



Promote your trip

Time to spread the word—we can help with posters & presentations to get students & parents on board



Collect deposits

As soon as we have received the holding deposit we can confirm your booking and start organising your trip



Do the paperwork

Complete your risk assessment paperwork with the help of our health & safety resources and safety management system



Pay total

Your next payment is due eight weeks after the deposit and the final balance is due twelve weeks before the trip



Finalise details

A specialist tour coordinator will be in touch to finalise your itinerary and organise your travel documents

Attraction price guide

We've rounded up our top tried & tested attractions so you can customise your school trip itinerary.

Attractions with the £ symbol are paid for in advance by your specialist tour coordinator & you'll receive your tickets for these pre-departure.

Attractions with the € symbol require in-person payment in euros.

Free attractions are labelled **FREE**.

The price for each attraction is based on admission for under 16s. Prices for teachers may vary.



Up to £5 per student



Up to £10 per student



Over £10 per student

*Paid for in advance by our team



Up to €5 per student



Up to €10 per student



Over €10 per student

*Paid for in person by you



**TIME TO
GET INSPIRED**

A graphic featuring the text "TIME TO GET INSPIRED" in a bold, stylized font. The words "TIME TO" are in orange, while "GET INSPIRED" is in yellow. The text is set against a black, cloud-like background with a white outline, giving it a sticker-like appearance. This central element is positioned over a large, light blue sunburst pattern that radiates from behind it, all set against a solid blue background.



Canadian National Vimy Memorial

The striking Canadian National Vimy Memorial is dedicated to the memory of the Canadian servicemen who lost their lives in WWI—particularly in the Battle of Vimy Ridge.

FREE



Thiepval Memorial

The largest British war memorial in the world is known as the "Memorial to the Missing". A moving tribute to the 72,000+ servicemen who died in the Battles of the Somme in WWI.

£££



Beaumont-Hamel Newfoundland Memorial

This WWI memorial marks where the British Army suffered their worst ever casualties in a single day. A bronze Caribou monument stands as the emblem of the Royal Newfoundland Regiment.


FREE



Wellington Quarry

At The Carrière Wellington museum in Arras, students can walk the same network of WWI tunnels which were utilised by the British troops in a surprise attack on the Germans.

£££



Bayernwald Trenches

Step back in time on this guided tour & take a unique glimpse into the life of soldiers during the conflict as you explore the well-preserved trenches, bunkers, and artefacts.

£££



Plugstreet 14-18

Take students on an interactive journey into the lives of civilians and soldiers, from an Anglo-Germanic perspective at this museum dedicated to the events that took place at Ploegsteert.


£££



Sanctuary Wood Museum

Visit this British Frontline museum and walk through a series of well-preserved trenches. Discover how casualties were tended to during the first battle of Ypres.

FREE



In Flanders Fields Museum

Through immersive exhibits, interactive displays & personal effects, students will uncover the individual stories of soldiers—plus complementary worksheets for students to complete during their visit.


£££



The Last Post Ceremony

The Last Post ceremony at the Menin Gate Memorial is a poignant nightly tradition which takes place at 8pm where local buglers come together to play "The Last Post".

FREE



Étaples Military Cemetery

Situated near Boulogne in Étaples, this Commonwealth War Graves Commission cemetery commemorates over 11,500 lives lost in WWI and WWII.

FREE



Pozières Memorial

The village of Pozières was completely destroyed in the WWI Battle of the Somme. This memorial commemorates the more than 14,000 casualties of the battle.

FREE



Delville Wood Cemetery

This First World War Commonwealth cemetery is notable due to the fact that more than half of the 5,500 buried remain unidentified. The South African National Memorial also faces the site.

FREE



Lochnagar Crater

The massive crater was created by the explosion of a mine during the WWI Battle of the Somme. The site has since been preserved to act as a war memorial dedicated to the fallen soldiers.

FREE



Somme 1916 Museum

Want your students to get a greater understanding of the lives of soldiers during WWI? This museum, where the exhibits are housed in tunnels 10 metres underground, is your best choice.

£££



Musée de la Résistance

In a 19th-century fort that was occupied by German troops in WWI & WWII, students will learn about the fighters of the French resistance and how they worked with British Intelligence.

£££



Boulogne-sur-Mer

Spend the afternoon in this historic port city wandering the charming streets, sampling the local seafood and spending some time on the sandy beach.

FREE



Bakery workshop

At a local boulangerie, a baker will perform a baking demonstration for your group in French. Students will walk away with a croissant and a pain au chocolat each!

£££



Goat's cheese farm

Explore a nearby goat's cheese farm to pass an aww-inspiring moment with the resident goats, uncover the cheese-making process, and sample some of the French produce!

£££



Rando-Rail

Immerse yourselves in the French countryside as you pedal your way along a 10 km-long disused railway track in a 4-person kart! This fun outdoor activity is sure to be a hit, especially in summer.

£££



Jules Destrooper Visitor Centre

At the biscuit manufacturer, Jules Destrooper, you'll see—and taste—everything! From the old family recipes from 1886 to the latest production processes, you're sure to enjoy this tantalising tour.

£££

Everything you need to know before you go



School trip FAQs

All your questions about running a trip answered

[Find out more](#)



Visit our Travel Hub

More about how your booking is financially protected

[Find out more](#)



Health & safety resources

Downloads to assist with your risk assessments

[Find out more](#)

Follow us for the latest educational travel news and school trip updates



voyagerschools



voyagerschooltravel